



STEREOPSIS TESTS

The FLY Stereo Acuity Test

Now with lea SYMBOLS®

Finally after
+50 Years
NEW !!!
FLY TEST



P/N 1000

The Butterfly Stereo Acuity Test

Now with lea SYMBOLS®

Finally after
25 Years
NEW !!!
BUTTERFLY TEST



P/N 1010

Designed to rapidly test for amblyopia & strabismus using gross thru fine stereopsis
(4800 to 20 sec of arc)

- ❖ GRADED CIRCLE TEST FROM 400 SEC **NOW DOWN TO 20 SEC**
- ❖ NEW TECHNOLOGY → NO MONOCULAR CLUES
- ❖ NEW IMPROVED BOOKLETS
- ❖ ANSWER KEY ON BACK COVER
- ❖ **NOW INCLUDES** ADULT & PEDIATRIC POLARIZED VIEWERS

Random Dot Stereo Acuity Test

Now with lea SYMBOLS®



P/N 1005

Random Dot 2 Stereo Acuity Test

Now with lea SYMBOLS®



P/N 1007

Random Dot E Depth Perception Test



P/N 1015

Designed to rapidly test for amblyopia & strabismus in early & non-readers and non-verbal children & adults

- ❖ EXPANDED RANDOM DOT LEA TEST (500, 250, 125, 63 sec of arc)
- ❖ EXPANDED RANDOM DOT LEA TEST (500, 250, 125 sec of arc)
- ❖ CHOICE OF DOT ACUITY SIZE
- ❖ NEW IMPROVED TEST PLATES
- ❖ INCLUDES ADULT & **NEW KID - FRIENDLY PEDIATRIC VIEWERS**
- ❖ GRADED CIRCLE TEST **NOW DOWN TO 12.5 sec**
- ❖ NEW TECHNOLOGY → NO MONOCULAR CLUES
- ❖ NEW IMPROVED TEST BOOKLETS
- ❖ ANSWER KEY ON BACK COVER
- ❖ **NOW INCLUDES** ADULT & PEDIATRIC VIEWERS



FINALLY AFTER 60+ YEARS ... NEW POLARIZED VARIABLE VECTOGRAPHS



NEW HOME VISION THERAPY SYSTEM*

Help Prevent Patient Regression Between Office Visits

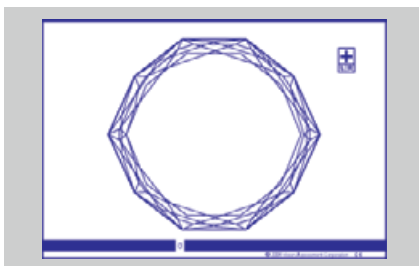
Choose from the following:

- ❖ Gem (P/N 1060)
- ❖ Vortex (P/N 1055)
- ❖ Gem PL (P/N 1060PL)

All Products Include:

- ❖ Protective Therapy Binder
- ❖ Doctor & Patient Manuals
- ❖ Therapy Record Form
- ❖ Polarized Viewer

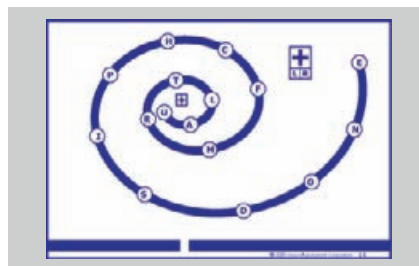
GEM POLARIZED VARIABLE VECTOGRAPH



P/N 1060

- ❖ STEREOPSIS DEPTH OF 700 SEC OF ARC
- ❖ ACCOMMODATION RANGE OF 40 DIOPTERS

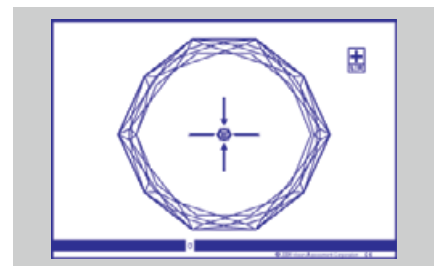
VORTEX POLARIZED VARIABLE VECTOGRAPH



P/N 1055

- ❖ 6,100 SEC OF ARC STEREOPSIS DEPTH
- ❖ LETTERS' ORIENTATION TO VORTEX ABOVE, BELOW & EVEN WITH IMAGE AT +/- 600 SEC OF ARC
- ❖ TOTAL ACCOMMODATION RANGE OF 40 DIOPTERS

GEM PL POLARIZED VARIABLE VECTOGRAPH



P/N 1060PL

- ❖ STEREOPSIS DEPTH OF 700 SEC OF ARC
- ❖ INCLUDES FIXATION DISPARITY TARGET WITH CENTRAL FUSION LOCK
- ❖ TOTAL ACCOMMODATION RANGE OF 40 DIOPTERS



P.O. Box 78073 | Sandton City, Gauteng 2146 | South Africa | Tel +27 011 884 0346 | Fax +27 011 883 9272 | Email: danker@iafrica.com | Web: www.opticalsupplies.co.za

* Reference: ARCH OPHTHALMOL / VOL 126 (NO. 10), OCT 2008

Manufactured in USA by Vision Assessment Corporation © 2010